

Liebe Eltern und Kinder der zweiten Klassen,

da wir noch nicht genau wissen, wann wir uns wiedersehen dürfen, habe ich für euch auch etwas für Englisch für die nächsten zwei Wochen zusammengestellt. Es gibt einige Arbeitsblätter zu Themen, die wir schon vor längerer Zeit bearbeitet haben, damit ihr, wenn wir uns wiedersehen, nicht alles vergessen habt😊. Zum Nachschauen habe ich eure Wörterlisten aus dem Englischbuch und die aktuellen minicards ebenfalls dazugepackt.

Es gibt eine schöne Geschichte zu den Körperteilen, die ihr euch, wenn möglich, auf Youtube anschauen könnt:

<https://www.youtube.com/watch?v=fOlx72g0UdA>

Ihr könnt dabei gerne die Bewegungen, die die Tiere machen versuchen mitzumachen 😊

Hier noch ein paar interessante Links 😊

[https://www.youtube.com/watch?v=LkpE\\_GtAy3Y](https://www.youtube.com/watch?v=LkpE_GtAy3Y)

[https://www.youtube.com/results?sp=mAEB&search\\_query=now+its+time+for+english](https://www.youtube.com/results?sp=mAEB&search_query=now+its+time+for+english)

Manche von euch haben auch die CD aus dem Englischbuch zu Hause, auf der ihr unsere Lieder noch mal hören könnt!

Solltet ihr bei einer Aufgabe Probleme haben, ist das nicht schlimm!!! Macht soviel ihr schafft/könnt.

Viel Spaß beim Zuhören und Singen 😊

Ich wünsche euch und natürlich auch euren Familien weiterhin alles Gute und hoffe, dass wir uns bald wiedersehen!!!

Eure












Frau Reis und Frau Linke














## English words

- a basketball 
- a cap 
- a computer 
- a cowboy 
- a hot dog 
- jeans 
- ketchup 
- a mountain bike 
- popcorn 
- a poster 
- a skateboard 
- a swimming pool 
- a teddy 
- a toaster 
- a T-shirt 











## Colours


- |  |  |
|--|--|
| black   | orange  |
| blue    | pink    |
| brown  | purple  |
| green   | red     |
| grey    | white   |
|  | yellow  |

## Numbers

- |   |   |  |
|---|---|--|
| one     | five    | nine     |
| two    | six    | ten     |
| three  | seven  | eleven  |
| four   | eight  | twelve  |

## School things

- |   |  |
|---|--|
| a book         | a rubber       |
| a folder       | a ruler        |
| a glue stick   | a school bag  |
| a pencil       | scissors       |
| a pencil case  | a sharpener   |





## My way to school

a bike 

a bus 

a car 

left 

right 

## My lunch box

an apple 

a banana 

a carrot 

a sandwich 


a tomato 

## Family members

an aunt 


a brother 

a cousin 

a father (dad) 

a grandma 

a grandpa 

a mother (mum) 

a sister 

an uncle 

## Toys

a basketball 

cars 

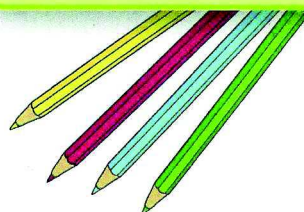
coloured pencils 

a doll 

a football 

picture books 

stickers 





## Hobbies

acting 

drawing 

horse-riding 

playing basketball 

playing cards 

playing football 

playing tennis 

reading 

singing 

swimming 

## Adjectives

big 

long 

little 

short 

hot 

sour 

cold 

sweet 



## Feelings

angry 

sad 

fine 

scared 

happy 

tired 





## Clothes

boots 


a pullover 

socks 

a coat 

a scarf 

sunglasses 

a dress 

a shirt 

swimming shorts 

gloves 

shoes 

a swimsuit 


a jacket 

shorts 

trousers 

mittens 

a skirt 

a woolly hat 

## Body parts

an arm 

a knee 

an ear 

a leg 

an eye 

a mouth 

a foot / feet 

a nose 

hair 







a shoulder 

a head 

a toe 







shirt

jacket

skirt

dress

pullover

trousers



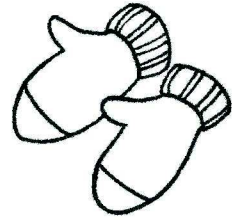

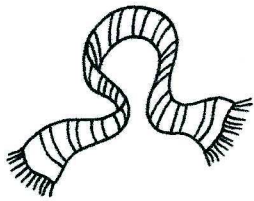
shorts

shoes

boots

socks





scarf

woolly hat

gloves

mittens



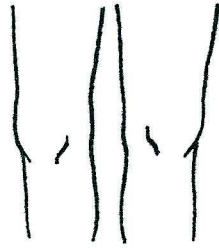

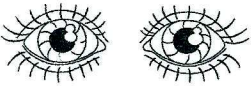
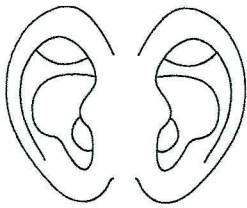
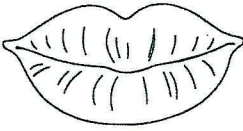

coat

swimsuit


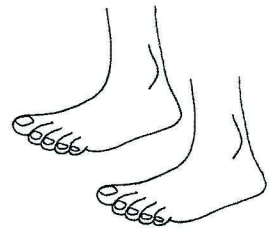
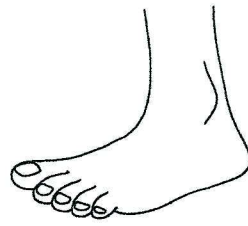


swimming  
shorts

sunglasses



			
			
head	shoulders	knees	toes
eyes	ears	mouth	nose





arm

leg

foot

feet

hair





► Link.  
Verbinde.

book

Buch

rubber

Radiergummi

pencil


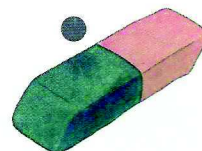
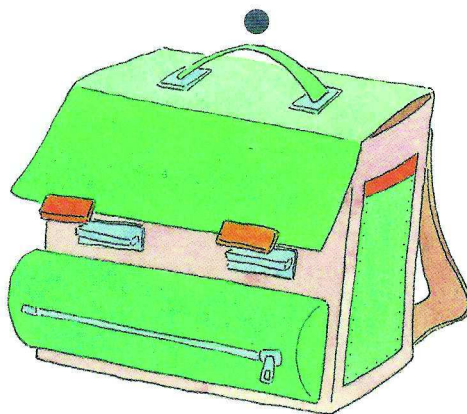
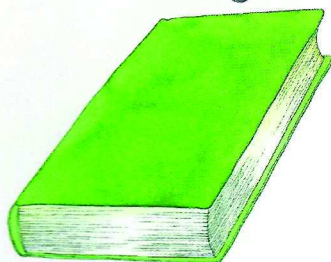

Bleistift

pen

Füller

schoolbag

Schulranzen








School things

□ 2

► Write in and copy.  
Spure nach und schreibe ab.



School things

	a pencil	
	a book	
	a pen	
	a rubber	
	a schoolbag	

3 □



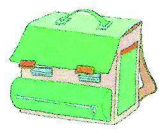


► True ☒ or false ☒? Tick.  
 Kreuze an: wahr ☒ oder falsch ☒?


Das ist ein Schulranzen. –  
 It's a schoolbag.



School things



It's a schoolbag. ☒



It's a book. ☐



It's a pen. ☒



It's a book. ☐



It's a pen. ☐



It's a pencil. ☐



It's a pencil. ☐



It's a schoolbag. ☐



It's a rubber. ☐



It's a pencil. ☐

☐ 4




► Read and colour in.  
 Lies und male aus.

Lies auch einmal laut.



I have got a schoolbag and a ...



School things





► Link and write in.  
Verbinde und spure nach.



1  
one

2  
two

3  
three

4  
four

5  
five



6

1 Numbers 2



► Link and write in.  
Verbinde und spure nach.





6  
six

7  
seven

8  
eight

9  
nine

10  
ten



7 Numbers 8






► Link and colour in.  
Verbinde und male aus.

Colours



green  
grün

red  
rot




blue  
blau

yellow  
gelb



blue  
blau

yellow  
gelb




green  
grün

white  
weiß



black  
schwarz

white  
weiß



black  
schwarz

red  
rot

8



► Find and write in.  
Spure die Wörter nach.

red



green



blue



yellow



black



white



t	r	e	d	p	i	b	l	a	c	k	s
b	l	u	e	h	a	t	z	u	l	v	e
g	r	w	o	x	y	e	l	l	o	w	b
n	g	r	e	e	n	d	m	r	z	c	j
w	e	t	r	z	u	i	w	h	i	t	e

Colours





► True ☒ or false ☒? Tick.  
Kreuze an: wahr ☒ oder falsch ☒


Nachschlagen kannst du  
auf Seite 42–47.



The frog is green. ☒




The cat is black. ☐



The sun is green. ☒



The banana is blue. ☐



The whale is blue. ☐



The tomato is red. ☐




The heart is black. ☐



The flower is yellow. ☐



The snowman is white. ☐



The elephant is red. ☐

☐ 10

► Colour in.  
Male aus.

1 = green


2 = red

3 = blue

4 = yellow

5 = white

Blumen für meine  
beste Freundin Muna!








► Link.  
Verbinde.

father  
Vater

mother  
Mutter

brother  
Bruder

sister  
Schwester



□ 12

► Link and copy.  
Verbinde und schreibe ab.




m

ister



f

rother



b

other



s

ather

mother




Family

13 □






► Link.  
Verbinde.




angry  
wütend




happy  
glücklich

sad  
traurig



scared  
Angst haben



► Find and write in.  
Spure die Wörter nach.

happy



angry



sad



scared



q	w	e	r	t	h	a	p	p	y	z	u
s	a	n	g	r	y	t	z	u	i	o	p
d	f	g	h	l	n	j	b	v	c	n	m
s	a	d	v	n	h	z	t	r	e	i	x
w	y	g	r	o	s	c	a	r	e	d	t





► Link.  
Verbinde.

jeans

Jeans

socks

Socken

shoes


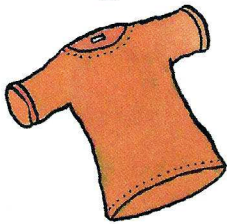
Schuhe

T-shirt

T-Shirt

dress

Kleid



Clothes

20

► Find and write in.  
Spure die Wörter nach.

socks



jeans



T-shirt



shoes



dress



w	e	r	z	t	r	s	o	c	k	s	x
b	T	-	s	h	i	r	t	h	j	a	b
j	e	a	n	s	m	b	n	d	s	u	y
v	g	c	m	j	k	d	r	e	s	s	i
z	b	s	h	o	e	s	e	t	d	n	p



Clothes

21





► Read and colour in.  
Lies und male aus.

Lies auch einmal laut.



My jeans are blue, my T-shirt is ...



Clothes

T-shirt

dress

jeans

socks

socks

shoes

shoes

► Link.  
Verbinde.

arm  
Arm

head  
Kopf

foot  
Fuß

hand  
Hand

leg  
Bein



hand  
Hand

arm  
Arm

foot  
Fuß

leg  
Bein

Body





► Link.  
Verbinde.

eye  
Auge

mouth  
Mund


ear  
Ohr

hair  
Haare

ear  
Ohr

nose  
Nase

eye  
Auge



24



► True ☒ or false ☒? Tick.  
Kreuze an: wahr ☒ oder falsch ☒?

Wie fühlst du dich? –  
How do you feel?



I'm happy. ☒



I'm angry. ☐



I'm happy. ☒




I'm scared. ☐



I'm sad. ☐



I'm scared. ☐



I'm angry. ☐



I'm sad. ☐

18

Body

Feelings

Feelings