

Liebe Kinder, liebe Eltern,

nach der Rückmeldung, dass manche Arbeitsaufträge zu schwierig zu verstehen waren, habe ich manche Arbeitsblätter ein bisschen geändert. Ich habe manche Wörter auf Deutsch übersetzt und einige Beispiele eingesetzt. Manche Arbeitsblätter habe ich mit Sternchen versehen. Diese sind somit „Zusatzmaterial“.

Solltet ihr trotzdem Probleme haben die Aufgaben zu bearbeiten bitte ich euch ruhig zu bleiben! Keiner hat einen Nachteil für den weiteren Unterricht, wenn er/sie die Aufgaben nicht bearbeiten konnte. Versucht so viel ihr könnt zu bearbeiten. Wir sehen uns nach Ostern wieder und dann werden wir alles Ungeklärte besprechen!

Nutzt die euch bekannten Hilfen (Wörterbücher, Internetübersetzer ([www.leo.org](http://www.leo.org); dict.cc) oder auch eure Englischmaterialien aus dem letzten Jahr. Ich denke damit solltet ihr das meiste schaffen!

Euch und all Euren Familien wünsche ich starke Nerven und viel Gesundheit für die kommenden Wochen!


Mit den besten Grüßen

Pia Reis

# Fit for five - Pronouns

## Pronomen

Ich kann die richtigen Pronomen:  
in den Sätzen ergänzen.:




ersetzen

You can replace names and nouns of people and things with a personal pronoun.

Peter has a bike.  
He cleans it every Sunday.

He, she, it –  
the "s" must fit!



With "he", "she" and "it" you always add an **s** to the verb.

Singular

I

you

he/she/it

Plural

we

you

they

Ich  
Du  
Er/Sie/Es


Wir  
Ihr  
Sie

⚡ Pronouns!

1




Read and fill in the correct pronouns.



A card for me! \_\_\_\_\_ am so happy.

Flex, you are a great friend.




Mum, can I visit Nick? \_\_\_\_\_ wants to play with me.



You and I, \_\_\_\_\_ are a great team.



Shanti and Tom, \_\_\_\_\_ are in the blue group.



Here are our new kittens. \_\_\_\_\_ are so cute.

D ➤ SuS schreiben weitere Sätze auf und lassen ein Partnerkind die Pronomen vervollständigen.

D ➤ L liest die vollständigen Sätze zu Aufgabe 1 vor.

• Fö 45

• Fo 45

KV 63

seventy-one

71

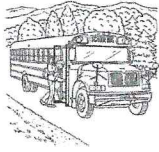


# Fit for five Pronouns

1



Read and fill in the pronouns.



Kevin lives in Canada.

In the morning he takes the bus to school.

Mario and Tina live far away from school.

\_\_\_\_\_ have to go by taxi.



Rambia lives in Tanzania.

\_\_\_\_\_ walks to school.

she	he	they
-----	----	------

2

Read and fill in the verbs.

Verben



Akiak lives in Alaska.

He rides on his snowmobile.

Pedro and his friends live in Bolivia.

They \_\_\_\_\_ a mountain on their way to school.



Mike lives in Scotland.

He \_\_\_\_\_ his bike to school.






Olivia \_\_\_\_\_ in a boarding school in New Zealand.

lives	<del>rides</del>	climb	rides
-------	------------------	-------	-------

△ verbs

# Fit for five

## Pronouns

1    Listen, read and circle the pronouns.

Samir, Mia and Wesley are going to the zoo. They want to see the baby elephant.  
We

Mia has money for the tickets. It <sup>kaufen</sup> buys the tickets.  
She


Samir says, "I want to see the lions first. What about you?"  
"He <sup>zuerst</sup> we?"

Mia and Wesley say, "We want to see the baby elephant first."  
"They

"Look, there it is," says Samir.  
you

They go to the mother and the baby elephant. The father is not there.  
She

"Where is the father?" asks Wesley. "She is inside," says Mia.  
"He





## Fit for five Pronouns

Name: \_\_\_\_\_

aufschreiben



~~Listen~~, read and write down the pronouns you hear.

Samir, Mia and Wesley are going to the zoo. \_\_\_\_\_ want to see the baby elephant.

Mia has money for the tickets. \_\_\_\_\_ buys the tickets.

Samir says, "\_\_\_\_\_ want to see the lions first.

What about \_\_\_\_\_?"

Mia and Wesley say, "\_\_\_\_\_ want to see the baby elephant first."

"Look, there \_\_\_\_\_ is," says Samir.

\_\_\_\_\_ go to the mother and the baby elephant.


The father is not there.

"Where is the father?" asks Wesley.

"\_\_\_\_\_ is inside," says Mia.

Use the box!

you	I	He	She	They	They	it	We
-----	---	----	-----	------	------	----	----







## Fit for five Short forms

Name: \_\_\_\_\_

*aufschreiben*

1 Listen and write down the short forms you hear.

Shanti: Hi Nick, how are you?

Nick: \_\_\_\_\_ fine, thank you. Do you have free time now?

Shanti: Yes! \_\_\_\_\_ play football.

Nick: I \_\_\_\_\_ play football, I hurt my leg.

Shanti: Oh, no. What happened?

Nick: I \_\_\_\_\_ careful on my skateboard. I crashed into a bush.

Shanti: \_\_\_\_\_ skate too fast. Get well soon!

What about the cinema?

Nick: Great idea! Let's go to the cinema. What about Flex and Flory?

Shanti: They \_\_\_\_\_ at home. What about Mia?

Nick: Mia is visiting her aunt, \_\_\_\_\_ ill.

Shanti: Okay, then \_\_\_\_\_ go.

*Use the box*

I'm    aren't    Let's    can't    wasn't    Don't    let's    she's

2 Read and write down the long forms.

Let's play football.


*Let us play football.*

I'm fine.

Don't skate too fast.

I wasn't careful.

She's ill.



To change a word from singular to plural we usually just add s.  
One *hand* – two *hands*

But sometimes we add *ies*.

If a word ends with *y*, change the *y* to *ies*.

*family* – *families*      *cherry* – *cherries*

But, if a word ends with a **vowel** and a *y*, just add *s*.

*boy* – *boys*      Vokal

There are many words that do not follow the rules.

*tooth* – *teeth*      *man* – *men*      *woman* – *women*  
*child* – *children*      *foot* – *feet*      *mouse* – *mice*

Some words do not change.

*fish* – *fish*      *sheep* – *sheep*

Some words are always plural.

*scissors*      *trousers*

Zwei Teile  
der Schere

Zwei  
Hosenbeine

Ausnahmen

1



Read and fill in the missing singular or plural words.

Singular	Plural
family	<i>families</i>
	hands
boy	
	teeth

Singular	Plural
woman	
	mice
scissors	
	sheep




## Fit for five

## Singular and plural

4. Klasse  
Goodbye Fourth Grade!

It's the end of fourth grade. The class is having a party.  
Their families have come to say goodbye.

1  Label the picture. Use these words:  
*Beschrifte*

hand	hands	family	boys	boy	tooth	men
children	women	feet	mice	fish	sheep	scissors





## Fit for five

### Singular and plural

Illustrationen:  
Kehr, Karoline

1



Read.

2



Complete the rhymes. Use six of these eight plural words:

teeth

feet

butterflies

mice

sheep

scissors

boys

fish

I counted them twice,

there are sixteen \_\_\_\_\_.

Father Christmas gave toys

to the good girls and \_\_\_\_\_.

In a field asleep


are thirteen \_\_\_\_\_.

When I'm walking down the street

I don't use my hands, I use my \_\_\_\_\_.

Look what she has on her <sup>Teller</sup>dish:

one little, two little, three little \_\_\_\_\_.




## Fit for five Singular and plural

Name: \_\_\_\_\_

1 Make a chart for your partner to finish.  
You can use the words in the box.

2 Fill in your partner's chart.




Singular	Plural
	teeth
foot	

↑ fill in!


tooth	mice	scissors	butterfly	
teeth	foot	mouse	feet	butterflies

You may choose here.  
aussuchen





When we speak,  
we often use  
short forms.



I am - I'm

is not - isn't  
are not - aren't  
He is - He's  
Let us - Let's

1



Read and fill in the gaps.

I'm a boy.

I am a boy.

too big.

It is too big.



They aren't late.

They late.

play football.

Let us play football.



He's not my cousin.

not my cousin.

friends.

They are not friends.



KV 64

72

seventy-two

Die SuS tragen die Kurzformen in den Sprechblasen ein und ergänzen die vollständigen Formen auf den Schreibzeilen.

• Fö 46  
• Fo 46

## Fit for five Short forms

Name: \_\_\_\_\_

1   Read and fill in the short forms.

I am fine.

I'm fine.

She is wearing a T-shirt.

Let us go home.

You are not my friend.

He is not at home.

2   Read and write down the long forms.

I'm tired.

I am tired

You aren't the winner.

Let's go shopping.

She isn't home.




He's ill.

3  Find more.



## Fit for five

### Short forms

1    Listen, read and circle the short forms.

Shanti: Hi Nick, how are you?

Nick: I'm fine, thank you. Do you have free time now?

Shanti: Yes! Let's play football.

Nick: I can't play football, I hurt my leg.

Shanti: Oh, no. What happened?

Nick: I wasn't careful on my skateboard. I crashed into a bush.

Shanti: Don't skate too fast. Get well soon! What about the cinema?



Nick: Great idea! Let's go to the cinema. What about Flex and Flory?

Shanti: They aren't at home. What about Mia?

Nick: Mia is visiting her aunt, she's ill.

Shanti: Okay, then let's go.

*Speechblasen*

2   Read and match the speech bubbles with the correct long forms.

Let's play football.

I am

I'm fine.

Do not

Don't skate too fast.

Let us

I wasn't careful.

She is

She's ill.

I was not

1

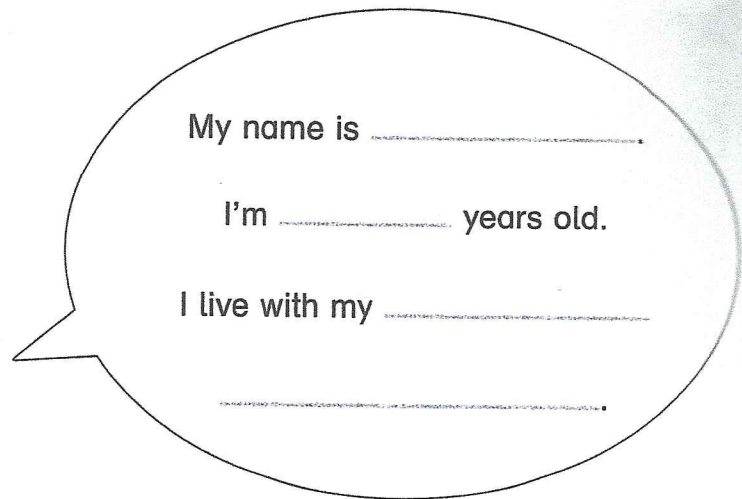


Fill in your profile. Use the picture dictionary for help.

2



Talk to your partner.



My favourite colour is \_\_\_\_\_

My favourite animal is \_\_\_\_\_

My favourite food is \_\_\_\_\_

My favourite subjects are \_\_\_\_\_

My least favourite subjects are \_\_\_\_\_

am wenigsten  
mag ich...

My hobbies are \_\_\_\_\_

My favourite book is \_\_\_\_\_

My favourite \_\_\_\_\_



When I grow up, I want to be \_\_\_\_\_

erwachsen bin




# Where is the mouse?


name: \_\_\_\_\_




The mouse is next to the cat.




The mouse is \_\_\_\_\_ the cat.




The mouse is \_\_\_\_\_ the cat.




The mouse is \_\_\_\_\_ the cat.




The mouse is \_\_\_\_\_ the cat.



The mouse is \_\_\_\_\_ the cat.



The mouse is \_\_\_\_\_ the cats.




The mouse is \_\_\_\_\_ the teapot.





# Where is the mouse?


name: \_\_\_\_\_




The mouse is next to the cat.




The mouse is in front of the cat.




The mouse




\_\_\_\_\_




\_\_\_\_\_



\_\_\_\_\_



\_\_\_\_\_ the cats.



\_\_\_\_\_ the teapot.

Use the box!

next to    between    in    over    on  
in front of    behind    under